

**Ontario  
Racing  
Commission**

Suite 400  
10 Carlson Court  
Toronto, Ontario  
M9W 6L2  
Tel 416 213-0520  
Fax 416 213-7827

**Commission  
des courses  
de l'Ontario**

Bureau 400  
10, Carlson Court  
Toronto (Ontario)  
M9W 6L2  
Tél 416 213-0520  
Télééc 416 213-7827



January 27, 2010

## Request for Quote

**To: Open Submissions**

Request for Quote for the design and page layout of the Quarter Horse Program 2008 Annual Report

**All quotes must be received by end of business day Friday, February 5, 2010.  
The successful Vendor/Supplier will be notified by Friday, February 19, 2010.**

The Ontario Racing Commission is the Program Administrator for the Ontario Quarter Horse Racing Industry Development Program (Program). The ORC is seeking a quotation for services for the design and page layout of the 2008 Annual Report for the Program.

The Program's 2008 Annual Report will meet the following general specifications:

- creative and layout of a 48 page + Cover Annual Report, four colour throughout, full bleed

1. Design and presentation of at least 3 concept designs for the cover and 3 concept designs for inside spreads
2. Layout and finished art for cover and inside cover
3. Layout and finished art for 48 pages, including manipulation of supplied digital photos
4. Paper proofs and/or pdfs proofs for presentation to proof content
5. Hi quality colour digital output to proof cover, as will one inside spread
6. Delivery of PDF version of the final document suitable for web publication
7. For the purposes of quotation, assume up to 25% client changes to provided page content.
8. Preparation of electronic pre-press documents suitable for high resolution film production to required printer specifications
9. Include your hourly rates for design, assembly, changes to art beyond the 25% level
10. Other production notes:
  - Standard 8 ½ x 11 page format
  - Saddle stitch bound (i.e. no allowance in page size for binding is required)
  - English language only
  - The Report will include a total of fourteen (14) pages of financial statements that will be included "as-is" in the content (will not require page design or layout).
  - All content will be provided – text in electronic format, and hi-res digital photographs
  - Charts & tables will be provided in MS Word and/or MS Excel format, but will require design/layout work to improve the quality of reproduction.

By way of example, a copy of the 2007-2008 Annual Report of the Program can be found on the ORC website, through a link to the Quarter Horse Program off the Featured Showcase section of the home page.

**Deadlines:**

1. Quotations are to be submitted by Friday, February 5, 2010 and should include samples (or references) for projects of comparable scope.
2. It is expected that successful vendor will be awarded this contract on or before February 19, 2010, and layout and design work can commence.
3. Draft content is included as an attachment to the Request for Quote. Final content will be provided to the successful vendor. The finished art files will need to be completed by March 19, 2010.

Please submit your quotation for services to:

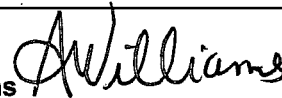
Allyson Williams  
Ontario Racing Commission  
10 Carlson Court, Suite 400  
Toronto, ON M9W 6L2  
416.213.7841  
416.213-7827 (fax)  
[Allyson.williams@ontarioracingcommission.ca](mailto:Allyson.williams@ontarioracingcommission.ca)

As a general note, the Ontario Racing Commission uses design and graphic production services for a variety of projects. You may wish to provide an outline of the range of services that your firm offers, your general service rates, and samples of projects successfully completed.

This is to certify that the property and /or services ordered / purchased by the Ontario Racing Commission are for the use of the Ontario Sires Stakes Program and are subject to the Goods and Services Tax


Buyer:

Allyson Williams  
Tel: (416) 213-7841



Approved:

Steven Lehman, Chief Administrative Officer



## **ONTARIO QUARTER HORSE RACING INDUSTRY DEVELOPMENT PROGRAM ANNUAL REPORT 2008**

This content layout assumes 48 pages PLUS covers – 42 pages of content, plus 6 pages of 2008 audited financials.

COVERS – content to be determined, including inside front and back

	<b><u>FOLIO #</u></b>
PAGE 1 (1 <sup>ST</sup> RH) -- Letter of report submission to the Chair from the Executive Director	i
Page 2 (left) Ontario Racing Commission profile Mission Statement ... Vision Statement	ii
Page 3 (right) -- <b>TABLE OF CONTENTS</b>	1
 <b>THE PROGRAM – OBJECTIVES AND GUIDING PRINCIPLES</b>	 <b>2-3</b>
 <b>THE FINANCIAL MODEL</b>	
• Revenue Results – 2006 to 2008	4-5
• Expenditure Results – 2006 to 2008	6-7
 <b>THE BREEDING PROGRAM</b>	 <b>8-13</b>
 <b>THE RACING PROGRAM</b>	 <b>14-19</b>
 <b>THE INDUSTRY DEVELOPMENT PROGRAM</b>	 <b>20-21</b>
 <b>MEETING THE GOALS AND OBJECTIVES</b>	
• <b>OBJECTIVE #1:</b> To achieve Graded Stakes Race status	<b>22-23</b>
• <b>OBJECTIVE #2:</b> To build confidence in the industry and attract capital investment, and increased participation	<b>24-26</b>
• <b>OBJECTIVE #3:</b> To maximize the audience for live Quarter Horse racing in Ontario	<b>27</b>
• <b>OBJECTIVE #4:</b> To develop expanded distribution channels for the live racing product	<b>28-29</b>
 <b>2008 YEAR IN REVIEW</b>	
• Program Rewards	<b>30-31</b>
• AQHA Achievements and Recognition	<b>32-35</b>
• Ontario Milestones	<b>36-37</b>
• QROOI Top Achievers	<b>38-40</b>
 <b>FINANCIAL STATEMENTS</b>	
2008 Report from the Auditors	<b>41-46</b>

## THE ONTARIO QUARTER HORSE INDUSTRY DEVELOPMENT PROGRAM

The *Ontario Quarter Horse Racing Industry Development Program* was established to support the development of a strong and sustainable Quarter Horse racing industry in Ontario. *The Program's* main objectives are to achieve measured, balanced growth for the Quarter Horse racing sector, and to improve the quantity and quality of Ontario-bred racing stock active in Quarter Horse racing.

*The Program* has four key objectives:

### OBJECTIVE # 1

To upgrade Quarter Horse racing programs and facilities in Ontario sufficiently to qualify for AQHA Graded Stakes Race status

### OBJECTIVE # 2

To build confidence in the long-term viability of the Ontario Quarter Horse racing industry in order to attract capital investment, increase participation in the Ontario Quarter Horse racing industry and support the development of long-term breeding programs for racing Quarter Horses

### OBJECTIVE # 3

To maximize the audience for live Quarter Horse racing in Ontario

### OBJECTIVE # 4

To develop expanded distribution channels (and wagering opportunities) for the Ontario Quarter Horse live racing product

The elements of *The Program* that have been developed (and are continuing to be developed) are targeted to meet the identified goals and objectives of the *Quarter Horse Racing Industry Development Plan*. The elements of *The Program* include:

***The Breeding Program:*** Programs and incentives to encourage investment in the Ontario Quarter Horse breeding sector.

***The Racing Program:*** Purses, purse bonuses and added money for the racing program in Ontario to encourage investment and participation in Quarter Horse racing in Ontario.

***The Industry Development Program:*** Industry development and support programs to encourage increased participation in the industry by trainers, grooms, jockeys, and industry support staff.

### ***The Program's Guiding Principles are:***

- Work towards the betterment of horseracing in general, and Quarter Horse racing in particular, and the industry that supports it
- Assist the Quarter Horse sector of the Ontario racing industry in growing in a responsible, measured way
- Promote Ontario-owned and -bred horses by developing policies that maximize benefits to the Province of Ontario
- Develop programs and strategies to ensure that there are sufficient numbers of qualified participants to meet the needs of the industry
- Assist in achieving the key objectives of the Ontario Racetracks Slots Program to promote live racing in Ontario and to benefit the agricultural sector and the rural economy of the province

- Encourage the development of high-quality Quarter Horse racing stock and the health and safety of the horses participating in Quarter Horse racing through equine research and breeding programs
- Develop programs to attract new owners and investment in Ontario
- Ensure ongoing industry participation and oversight in the development and implementation of industry programs
- Be managed in a fiscally responsible manner, ensuring transparent financial reporting to all stakeholders
- Invest slot revenues in programs that maximize all revenue streams for the Ontario Quarter Horse racing industry
- Invest slot revenues in programs that ensure the long-term financial viability of the Ontario Quarter Horse racing industry
- Support the development of a competitive entertainment product
- Support industry confidence in making the required investments in industry infrastructure
- Seek out and maximize opportunities to partner with other Ontario racing industry groups where such partnerships provide benefits to the industry and its stakeholders.

### **ABOUT THIS REPORT**

The *Ontario Quarter Horse Racing Industry Development Program 2008 Annual Report*, reports on the industry's activities and the progress achieved toward the goals and objectives during the period of January 1<sup>st</sup> – December 31<sup>st</sup>, 2008.

#### Folio 4

### THE PROGRAM'S FINANCIAL MODEL 2006 TO 2008

The financial model developed for the Ontario Quarter Horse Racing Industry Development Program was built in accordance with the *Guiding Principles* (see page 2). The Program develops budgets based on sustainability over a five-year business cycle. Slot revenues are to be invested in the breeding sector, an expanded racing program, and in industry development in a manner that will provide responsible, measured growth and maximize revenue streams to the industry to ensure its long-term viability.

In line with the Guiding Principles of *The Program*, a key objective is to develop a healthy, sustainable Quarter Horse racing and breeding industry for Ontario that generates, and is supported by multiple revenue streams. Guiding Principles for *The Program* identify a requirement to “invest slot revenues in programs that maximize all revenue streams for the Ontario Quarter Horse racing industry.”

In line with the Guiding Principle to “Invest slot revenues in programs that ensure the long-term financial viability of the Ontario Quarter Horse racing industry”, targets for *The Program* are to develop industry revenue streams flowing from the following sources:

- On-site slots
- On-site wagering and Inter-track wagering
- Commission on simulcast, teletheatre and telephone account wagering
- Ontario Horse Improvement Program funds (as a percentage of wagering)
- Funds generated by the Memorandum of Understanding on Revenue Distribution on Reduced Taxation on Wagering (as a percentage of wagering)
- Sponsorship
- Nomination and sustaining fees
- Program administration fees
- Interest earned on Program Funds invested.

#### REVENUE RESULTS – 2006 TO 2008

The new slots facility at Ajax Downs opened in March 2006. In 2008, *The Program* received revenue from:

- On-site slots at Ajax Downs
- Ontario Horse Improvement Program funds (as a percentage of wagering)
- Funds generated by the Memorandum of Understanding on Revenue Distribution on Reduced Taxation on Wagering (as a percentage of wagering)
- Interest earned on Program Funds invested.

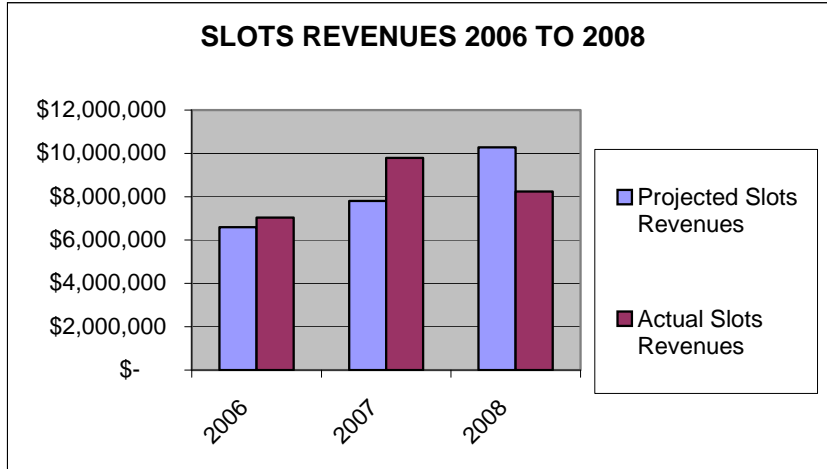
Total revenues to *The Program* from all sources, were higher than projected for 2006 and 2007, and lower than projected for 2008.

#### PROGRAM REVENUES 2006 THROUGH 2008

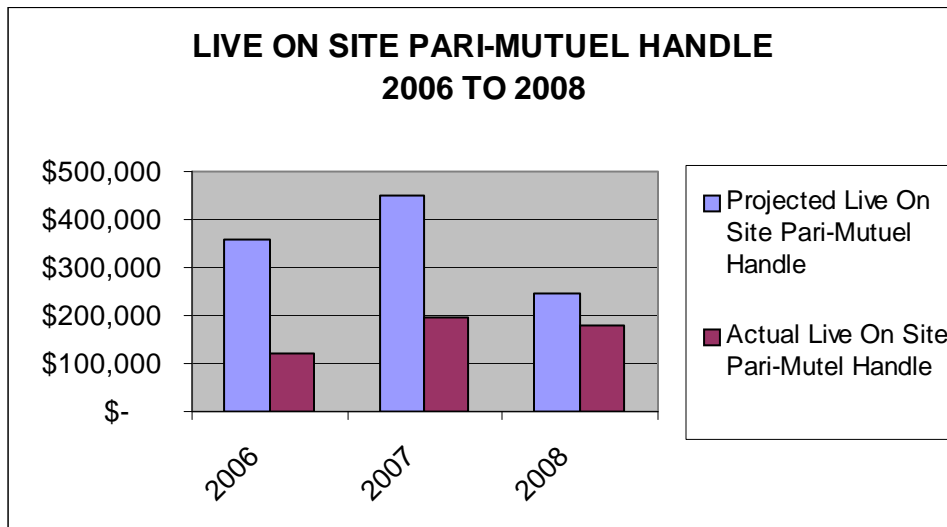
REVENUES 2006	2006	2007	Projected 2008	Actual 2008
Slots Revenue	\$ 7,038,334	\$ 9,788,351	\$ 10,277,768	\$ 8,239,193
Wagering-Related Revenues	\$ -	\$ -	\$ 388,353	\$ 565,420
Sponsorships	\$ -	\$ -	\$ -	\$ -
Nomination/Sustaining Fees	\$ -	\$ -	\$ 12,000	\$ -
Interest Income	\$ 70,808	\$ 342,171	\$ 562,966	\$ 407,232
<b>TOTAL ALL SOURCES</b>	<b>\$ 7,109,142</b>	<b>\$10,130,522</b>	<b>\$ 11,241,087</b>	<b>\$10,298,606</b>

Revenues to *The Program* from the Slots at Racetrack Program at Ajax Downs, totaled \$8,239,193 in 2008 -- approximately 20% lower than projected for the period. During 2006 and 2007, *The Program* received revenue benefit from a percentage of the full two hundred fifty-six (256) installed slots machines at Ajax Downs, resulting in higher than expected slots revenues for those years. During 2008, the Ontario Lottery and Gaming Corporation announced its intention to implement the contract conditions established in its siteholder agreement with Picov Downs Inc., which limits the percentage of slots revenue revenues accruing to *The Program* to revenues generated from two hundred (200) machines on site.

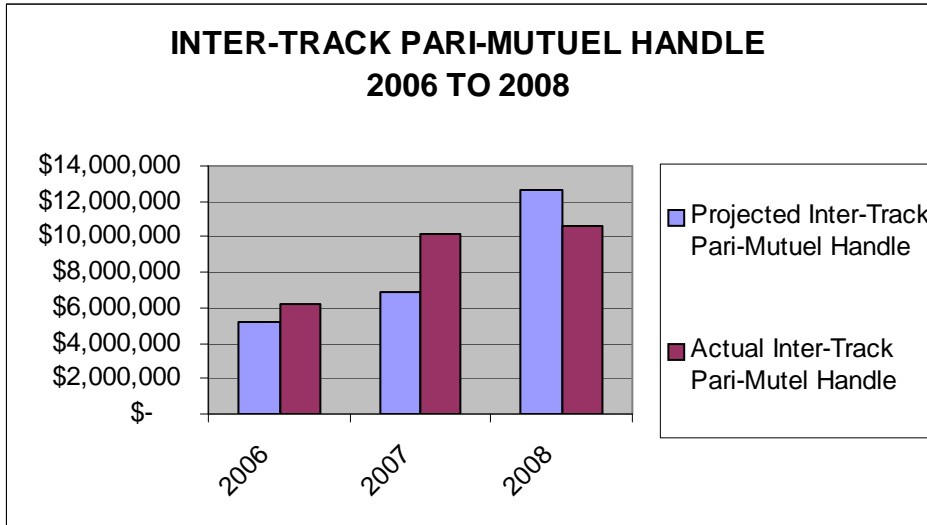
As a result, effective late July 2008, the revenue stream to *The Program* from the Slots at Racetracks Program at Ajax Downs was reduced.



In 2008, wagering handle on the live-racing product at Ajax Downs totaled \$178,577. The value of the handle was lower than projected for the period, continuing the 2006/2007 trend for lower-than projected wagering on the live-racing product.



In 2008, total pari-mutuel wagering handle from Inter-Track activity at the Ajax Downs site was \$11,000,022. (changed) While 2008 Intertrack wagering handle represents a 5% increase from 2007 results, the handle was 16% lower than projected for the 2008 year.



**EXPENDITURE RESULTS – [2006](#) TO 2008**

To meet the four key objectives of *The Program*, expenditures are made in three categories:

- The Breeding Program
- The Racing Program
- The Industry Development Program.

Investment by *The Program* involves expenditures in the following areas:

- Rewards and incentives to breeders to encourage investment
- Purse incentives to encourage the purchase of Ontario progeny for racing
- Race purses and added money to the stakes racing program at Ajax Downs
- Incentives to Ontario owners to encourage expanded participation
- Industry development programs to develop the labour pool, expand the audience for Quarter Horse racing, and expand the market for the wagering product.

Program expenditures by category for the 2006 to 2008 period, were higher than projected for 2008 as outlined in the table below.

**PROGRAM EXPENDITURES 2006 THROUGH 2008**

<b>PROGRAM EXPENDITURES -- PROJECTED AND ACTUAL</b>	<b>2006</b>	<b>2007</b>	<b>PROJECTED 2008</b>	<b>ACTUAL 2008</b>
Breeding Sector Programs	\$36,503	\$422,124	\$630,014	\$485,000
Ontario-Bred Owner Incentives	\$135,000	\$515,000	\$200,000	\$989,718
Racing Program Purses & Stakes Added Money	\$930,000	\$1,466,036	\$1,990,000	\$2,231,955
Racing Participation Incentives	\$311,099	\$ 509,312	\$636,000	\$631,600
Industry Development Programs	\$323,640	\$331,603	\$2,051,045	\$666,416
<b>TOTAL PROGRAM EXPENDITURES</b>	<b>\$1,736,242</b>	<b>\$3,244,075</b>	<b>\$5,507,059</b>	<b>\$5,004,689</b>

Audited financial statements for *The Program* for 2008 are included in this report on pages 41-46.

## Folio 8 THE BREEDING PROGRAM

The Breeding Program supports the Ontario Quarter Horse breeding sector through investment in:

- Breeders Awards and Stallion Awards **to reward success** in the Ontario racing program
- Programs to **support the expansion of the broodmare band**
- Programs to **support herd improvement** and raise the quality of Ontario breeding production.

### Rewarding Success ...

#### Breeders Awards

During 2006, a point-based Breeders Awards program was developed to reward Ontario breeders of successful Ontario Bred, Ontario Foaled and/or Ontario Sired racing Quarter Horses. Points are awarded for win-place-show race results in Ontario Quarter Horse racing. Points are allocated depending on the breeding of the horse as outlined in the table below:

BREEDER AWARDS POINTS EARNED IF HORSE IS ...	Win	Place	Show	% of total
Ontario Sired and Ontario Bred	12	8	4	40%
Ontario Bred	9	6	3	30%
Ontario Sired and Ontario Foaled	6	4	2	20%
Ontario Foaled	3	2	1	10%
<b>TOTAL %</b>	<b>50%</b>	<b>33.3%</b>	<b>16.7%</b>	<b>100%</b>

Breeders Awards valued at \$400,000 were paid to eligible breeders of 2008 racing stock. For the 2008 racing season forty (40) breeders received Breeders Awards payments, with an average award payment of \$10,000 and the median award payment of \$5,027.94.

#### BREEDERS AWARDS 2006 TO 2008

BREEDERS AWARDS	2006	2007	2008
Number of Awards Distributed	29	87	94
Number of Recipients	29	33	40
Lowest Award	\$65	\$450	\$559
Highest Award	\$11,560	\$15,015	\$12,291
Average Award	\$1,207	\$10,606	\$10,000
Median Award	\$455	\$6,006	\$5,028
<b>Total of Awards Distributed</b>	<b>\$36,503</b>	<b>\$350,000</b>	<b>\$400,000</b>

*Note: Values reported have been rounded to the nearest dollar (\$).*

#### Stallion Awards

The 2007 breeding season saw the launch of the Ontario Accredited Stallion program, for stallions standing in Ontario for the entire Northern Hemisphere breeding season. The offspring of Ontario Accredited Stallions recorded in the Program Registry are eligible for Ontario Sired status. In 2007 there were 31 Ontario Accredited Stallions in the Program Registry. In the following year, some of these stallions did not have their accreditation renewed, while several new stallions were accredited for a total of 41 Ontario Accredited Stallions in 2008.

In 2007, a Stallion Awards program was established to reward the owners of Ontario Accredited Stallions based on the success of the stallion's progeny during the Ontario racing season. There was \$35,000 in Program funds paid out in Stallion Awards to the Owners/Lessees of nine (9) Ontario Accredited Stallions.

HORSE IS ...	Win	Place	Show	% of total
Ontario Sired and out of an Ontario Accredited Broodmare	8	4	2	66.7%
Ontario Sired and out of a Non-Accredited Broodmare	4	2	1	33.3%
<b>TOTAL</b>	<b>57%</b>	<b>29%</b>	<b>14%</b>	<b>100%</b>

In 2008, \$40,000 in Program funds was paid out in Stallion Awards to the Owners/Lessees of ten (10) Ontario Accredited Stallions, with an average award payment of \$975.61 and a median award payment of \$805.37.

#### STALLION AWARDS 2007 AND 2008

STALLION AWARDS	2007	2008
Number of Awards Distributed	40	41
Number of Stallions Winning Awards	9	10
Lowest Award	\$102	\$134
Highest Award	\$3,265	\$2,685
Average Award	\$875	\$976
Median Award	\$663	\$805
<b>Total Value of Awards Distributed</b>	<b>\$35,000</b>	<b>\$40,000</b>

*Note: Values reported have been rounded to the nearest dollar (\$).*

### **Expanding the Broodmare Band ...**

#### **The Program Registry**

During 2006, a Program Registry was created to record horses eligible to receive benefits from the *Ontario Quarter Horse Racing Industry Development Program*. Starting in 2007, the Program Registry recorded horses eligible for Accredited Broodmare and Accredited Stallion status.

The Program Registry was launched for the 2007 breeding season, with 250 broodmares accredited with the Program Registry in 2007. In 2008, 313 mares were accredited to the Program Registry. These mares were required to be resident in the Province of Ontario for 540 days prior to foaling out in Ontario for the foal to be eligible for Ontario Bred status.

ONTARIO ACCREDITED BROODMARES	2007	2008
Recorded with the Program Registry	250	313

Expansion of the Ontario broodmare band is further supported through a program to recognize Ontario Accredited Stallions, and encourage the development of the base of quality stallions standing in Ontario.

ONTARIO ACCREDITED STALLIONS	2007	2008
Stallions Recorded with the Program Registry – First Time	31	19
Stallions Renewed with the Program Registry		22
<b>Total Accredited Stallions</b>	<b>31</b>	<b>41</b>

During 2008, The *Program* announced the launch of the Ontario Sires Stakes program, starting with the Ontario Sires Futurity in 2011 (foals of 2009), as an additional incentive to attract and keep quality stallions standing in Ontario.

### Princess Breeding Incentive

To encourage Ontario Breeders to acquire fillies intended to become future Ontario Accredited Broodmares, the Princess Stakes Futurity was introduced in 2007 with Program added money to the purse of \$50,000. To further encourage owners of fillies running in the Princess Stakes Futurity to enter their fillies into the Ontario Breeding Program, the Princess Breeding Incentive was introduced. This incentive provides Owners of eligible fillies with a certificate (to a maximum of \$6,000) that is redeemed once an Ontario Bred foal is produced.

In 2008, the Princess Stakes program expanded to include the Princess Stakes Futurity and the Princess Stakes Derby each with Program added money to the purse of \$50,000. Eligible fillies from the Princess Stakes Futurity and Princess Stakes Derby receive a certificate (to a maximum of \$6,000) as an incentive toward producing an Ontario Bred foal.

### PARTICIPATION IN PRINCESS STAKES 2007 TO 2008

PRINCESS STAKES		Number of Starters in Trials	Number of Starters in Race	Finish Time of Stakes Winner	Speed Index of Stakes Winner
2007	Princess Stakes Futurity	25	7	17.95	92
2008	Princess Stakes Futurity	32	8	18	87
	Princess Stakes Derby	40	8	17.88	90

### The Restricted Stakes Program

In 2007, a Restricted Stakes program was introduced to support current Ontario breeding programs and encourage expanded breeding operations in Ontario. A total of \$200,000 in Program added money was directed to Restricted Stakes purses in 2008. This represented a 38% increase in investment in the Restricted Stakes Program.

### PROGRAM ADDED MONEY TO RESTRICTED STAKES 2006 THROUGH 2008

PROGRAM ADDED MONEY	2006	2007	2008
Alex Picov Memorial Futurity	\$20,000	\$75,000	\$100,000
Ontario Bred Derby	n/a	\$35,000	\$50,000
Ontario Bred Maturity	n/a	\$35,000	\$50,000
<b>Total Program Added Money</b>	<b>\$20,000</b>	<b>\$145,000</b>	<b>\$200,000</b>

## PARTICIPATION IN RESTRICTED STAKES 2007 AND 2008

RESTRICTED STAKES		Number of Starters in Trials	Number of Starters in Race	Finish Time of Stakes Winner	Speed Index of Stakes Winner
2007	Princess Stakes Futurity	25	7	17.95	92
	Alex Picov Memorial Futurity	23	5	20.04	98
	Ontario Bred Derby	n/a	7	17.72	99
	Ontario Bred Maturity	n/a	7	17.57	104
2008	Princess Stakes Futurity	32	8	18	87
	Princess Stakes Derby	40	8	17.88	90
	Alex Picov Memorial Futurity	35	8	20.14	93
	Ontario Bred Derby	n/a	7	17.65	97
	Ontario Bred Maturity	n/a	8	17.57	99

### *Herd Improvement ...*

#### Stakes Breeder and Stallion Bonus Awards

To reward the Owners/Lessees of successful Ontario Accredited Stallions and/or Breeders of stakes winning horses, a Stakes Breeder and Stallion Bonus Awards program was launched in 2007. Monetary awards, based on points, are paid to the Owners of Ontario stallions and mares whose progeny win Ontario stakes races.

HORSE IS ...	PAYMENT TO BREEDER		
	WIN	PLACE	SHOW
Ontario Bred	\$5,000	\$2,500	\$1,250
Ontario Sired and Ontario Bred	\$7,500	\$3,750	\$1,875
HORSE IS ...	PAYMENT TO STALLION OWNER		
	WIN	PLACE	SHOW
Ontario Sired	\$5,000	\$2,500	\$1,250

In 2008, of the 13 stakes races run, eight horses were eligible for the Stakes Breeder/Stallion Bonus Award, representing production from four different Breeders.

#### STAKES BREEDER AND STALLION BONUS AWARDS 2007 AND 2008

STAKES BREEDER AND STALLION BONUS AWARDS	2007	2008
Number of Awards Distributed	7	8
Number of Breeders	4	4
Number of Stallion Owners	1	1
Number of Ontario Bred Winners	6	6
Number of Ontario Sired Winners	1	2
Number of Ontario Bred/Ontario Sired Winners	1	2
<b>Total Value of Awards Distributed</b>	<b>\$37,500</b>	<b>\$45,000</b>

### **Ontario Bred/Ontario Foaled Purse Bonus**

New to the Racing Program in 2008, the Ontario Bred/Ontario Foaled Purse Bonus was launched to reward Owners of purse-winning Ontario Bred/Ontario Foaled horses, racing in open racing (unrestricted overnight races and stakes trials).

Eligible purse-winning horses earned a total of \$349,718 in Ontario Bred/Ontario Foaled Purse Bonuses in 2008.

## Folio 14

### THE RACING PROGRAM

The Racing Program supports Quarter Horse racing in Ontario through investment in:

- The development of the appropriate **purse structure to support high calibre racing**, including AQHA Graded Stakes races
- The development of a range of race types to offer **a competitive live racing product** that supports the expansion of wagering handle
- The **expansion of participation** in Ontario Quarter Horse racing, attracting new owners and investors through incentives and bonuses.

#### **Purse Structure to support high calibre racing ...**

Program funds are allocated to the Racing Program in four categories:

- Base purses for overnight races and stakes trials
- Racing Participation Incentives
- Incentives to Breeders and Ontario Resident owners
- Added Money for stakes races, feature races and championships.

*The Program* calls for steady, measured growth in purses, racing incentives, and racing opportunities.

<b>TOTAL PURSES &amp; INCENTIVES</b>	<b>2006</b>	<b>2007</b>	<b>2008</b>
Average Overnight/Stake Trial Purse per race (including Purse Bonus Incentives)	\$8,370	\$10,418	\$11,027
Average Daily Overnight/Stake Trial Purse (including Purse Bonus Incentives)	\$54,243	\$85,428	\$100,709
Average Stakes/Feature Race Purse	\$15,000	\$46,042	\$56,154
Stakes Races – Total Added Money & Stallion/Breeder Stake Bonus	\$135,000	\$552,500	\$785,000
Total Racing Program – all purses, incentives and added money	\$1,356,099	\$2,562,848	\$3,869,210

#### **A Competitive Live Racing Product ...**

*The Program* proposes a balance in Racing Program incentives between:

- Purses (and purse bonuses) allocated to overnight and stake trials,
- Purses (and purse bonuses) allocated to stake races
- Purses allocated to multi-breed racing (Quarter Horses, Paints, and Appaloosas), appropriate to the local horse supply, and
- Purses allocated to racing opportunities for horses of all ages (appropriate to the local horse supply).

*The Program* allocates added money to the stakes racing program to ensure:

- Stake races eligible for black-type recognition by AQHA
- Stake races eligible for AQHA-recognized graded status at the earliest possible date.

The balance of incentives in the Racing Program in 2008 is outlined in the below.

**RACING PROGRAM EXPENDITURE ALLOCATION**

<b>OVERNIGHTS AND STAKES TRIALS</b>	<b>2008</b>	<b>STAKES RACING PROGRAM</b>	<b>2008</b>
Base Purses	\$2,131,955	Multi-Breed races -- Eligible for Black Type	\$145,000
Ontario Residency Bonus	\$539,600	Futurities – Grading eligible by Added Money	\$210,000
First Time Starter Bonus	\$48,000	Derbys – Grading eligible by Added Money	\$175,000
Guaranteed Starter Bonus	\$44,000	Maturities – Grading eligible by Added Money	\$200,000
<b>TOTAL 2008</b>	<b>\$2,763,555</b>	<b>TOTAL 2008</b>	<b>\$730,000</b>
% of Total Racing Program Budget	79%	% of Total Racing Program Budget	21%

The Program also aims for a balance in Racing Program incentives between:

- Purses (and purse bonuses) attached to restricted racing opportunities (restricted by breeding or restricted by residency of owner), and
- Open racing opportunities.

For the 2008 racing season, racing incentives (purse added money or purse bonuses) for restricted racing opportunities included the following:

**PROGRAM FUNDED RESTRICTED RACING INCENTIVES**

<b>2008 RESTRICTED RACING INCENTIVES</b>	<b>2008</b>
Ontario Residents' Bonus	\$539,600
Ontario Bred/Ontario Foaled Purse Bonus	\$349,718
Alex Picov Memorial Futurity	\$100,000
Ontario Bred Derby	\$50,000
Ontario Bred Maturity	\$50,000
Princess Stakes Futurity	\$50,000
Princess Stakes Derby	\$50,000
<b>Total Ontario Racing Incentives</b>	<b>\$1,189,318</b>
<b>% of Total Racing Incentives</b>	<b>31%</b>

**Expanding Participation ...**

The 2008 race meet included 30 days of racing, with an increase in racing opportunities compared to 2007. This was achieved through the expansion in the number of races offered per day.

<b>RACING OPPORTUNITIES</b>	<b>2006</b>	<b>2007</b>	<b>2008</b>
Number of Race Days	25	30	30
Number of Races	180	258	287
Number of Stakes Races	9	12	13
Number of Stakes Trials	22	35	57

The 2008 Racing Program included funding support for a group of incentives to encourage increased participation, and expansion to the horse supply to meet the increasing racing opportunities.

### **Guaranteed Starter Bonus**

Started in 2007, the Guaranteed Starter Bonus is a fund allocated for distribution to Owners of non-purse winning horses that have entered and started at Ajax Downs, excluding stakes races. This bonus incentive is intended to encourage increased participation in Quarter Horse racing at Ajax Downs. In 2008, \$44,000 was distributed to owners of 226 horses.

<b>GUARANTEED STARTER BONUS</b>	<b>2007</b>	<b>2008</b>
Number of Starters (Non-purse winning entries)	370	440
Number of Bonus Earning Horses	174	226
Amount of Each Bonus Distributed	\$100	\$100
<b>Total Value of Bonus</b>	<b>\$37,000</b>	<b>\$44,000</b>

### **First Time Starter Bonus**

Started in 2007, the First Time Starter Bonus is a fund allocated for distribution to Ontario Resident Owners of horses starting for their first lifetime race in Ontario. This bonus incentive is intended to encourage increased participation in Quarter Horse racing at Ajax Downs by Ontario Owners.

A total of \$48,000 was paid to Ontario Owners of ninety-six (96) horses making their first lifetime start at Ajax Downs in 2008. The number of eligible first-time starters increased by 30% in 2008 compared to 2007.

<b>FIRST TIME STARTER BONUS</b>	<b>2007</b>	<b>2008</b>
Number of Horses Winning Awards	74	96
Amount of Each Award Distributed	\$500	\$500
<b>Total Value of Awards</b>	<b>\$37,000</b>	<b>\$48,000</b>

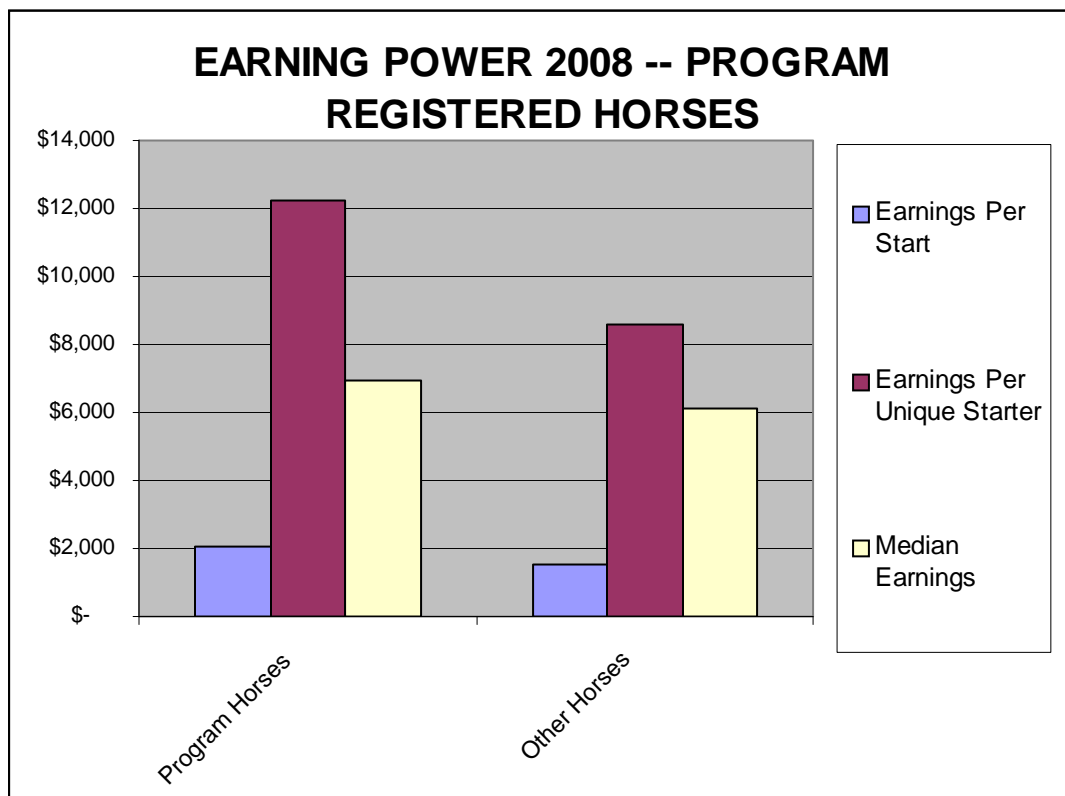
### **Ontario Bred/Ontario Foaled Purse Bonus**

In 2008, the Ontario Bred/Ontario Foaled Purse Bonus was paid to Owners of Ontario Bred and Ontario Foaled purse-winning horses in unrestricted overnight races and stakes trials. Eligible purse-winning horses earned a total of \$349,718 in Ontario Bred/Ontario Foaled Purse Bonuses.

In 2008, Ontario Bred, Ontario Foaled and Ontario Sired horses registered with the Program Registry earned more per unique starter than other HORSES racing at Ajax Downs in 2008. Earning-per-starter in 2008 for Program Registered horses rose by 22.2%, compared to 2007, with total earnings in 2008 increasing by at 68%.

**COMPARING EARNING POWER FOR PROGRAM REGISTERED HORSES 2007 AND 2008**

EARNING POWER OF PROGRAM REGISTERED HORSES	2007		2008	
	PROGRAM REGISTERED HORSES	OTHER HORSES	PROGRAM REGISTERED HORSES	OTHER HORSES
Total Earnings	\$986,013	\$1,154,331	\$1,655,147	\$1,710,086
Starts	744	956	808	1126
Wins	113	148	113	174
Place	101	157	100	189
Show	117	138	114	171
Earnings/Start	\$1,325	\$1,207	\$2,048	\$1,519
Win Percentage	15.2%	15.5%	14.0%	15.5%
Number of Horses	99	147	135	199
Earnings/Unique Starter	\$9,960	\$7,853	\$12,260	\$8,593
Median Earnings	\$5,875	\$6,260	\$6,970	\$6,120
Purse Earnings	\$986,013	\$1,154,331	\$1,306,537	\$1,710,086
OB Bonus Earnings	\$0	\$0	\$349,718	\$0



While Ontario produced horses racing in 2008 represented only 42% of the starters, the win-rate for Ontario produced horses represented 38% of races. The following table compares the performance of Ontario produced horses (Ontario Bred, Ontario Foaled or Ontario Sired horses recorded with the Program Registry) in 2007 and 2008, with "Other" horses (horses not recorded with the Program Registry).

**COMPARING PERFORMANCE FOR PROGRAM REGISTERED HORSES 2007 AND 2008**

PERFORMANCE OF PROGRAM REGISTERED HORSES	2007		2008	
	PROGRAM REGISTERED HORSES	OTHER HORSES	PROGRAM REGISTERED HORSES	OTHER HORSES
Total starts all horses	1,700		1,934	
Total number of races	258		287	
Number of Horses	99	147	135	199
Starts	744	956	808	1126
% of Starts	44%	56%	42%	58%
Wins	113	148	113	174
Place	101	157	100	189
Show	117	138	114	171
WPS %	43%	57%	38%	62%
Win Rate Per Horse	38%	62%	39%	61%

**Folio 20**

**THE INDUSTRY DEVELOPMENT PROGRAM**

The Industry Development Program encompasses a wide range of goals and programs including:

***Equine Research***

- Encourage the development of high-quality Quarter Horse racing stock and the health and safety of the horses participating in quarter Horse racing through equine research and breeding programs

***Education, Accreditation, Training And Employment Support Programs***

- Development of curriculum and content requirements for industry professional and staff training programs
- Tuition subsidies, scholarships, and financial support for those participating in recognized industry training programs
- Industry Social Support programs (including day-care support programs, employee health benefits, continuing education support programs, etc.)

***Expanding Wagering Audience Programs***

- Marketing and advertising program to attract increased audience for live-racing events
- Marketing and sales promotion program to develop additional distribution channels for the live-racing wagering product

***Industry Infrastructure Development Programs***

- Computer Programming infrastructure to develop the Program Registry, statistics collection, and Program performance reporting infrastructure
- Equine Health and Safety Research Programs (in partnership with other racing industry sectors)
- Retired Race Horse program
- Developing Quarter Horse sales venues
- Quarter Horse post-racing buyers incentive program
- Support for Industry association administrative infrastructure
- Program Development and Industry Oversight

<b>INDUSTRY DEVELOPMENT PROGRAM EXPENDITURES</b>	<b>2006</b>	<b>2007</b>	<b>2008</b>
Equine Research	\$35,000	\$35,000	\$35,000
Education, Accreditation, Training And Employment Support Programs			\$41,652
Expanding Wagering Audience Programs			
Industry Infrastructure Development Programs	\$288,640	\$296,603	\$589,764
<b>Total Expenditure Industry Development Program</b>	<b>\$323,640</b>	<b>\$331,603</b>	<b>\$666,416</b>

## SEPTEMBER 21ST EVENT

On September 21, 2008, the *Ontario Quarter Horse Racing Industry Development Program*, in cooperation with Ajax Downs, hosted a celebration. The event was a salute to the final day of racing on the 40-year-old J-shaped track; and a toast to the dawn of a prosperous new era for Quarter Horse racing in Ontario.

The marquee event, the \$100,000 G3 Alex Picov Championship Stake, was the track's first-ever graded stake race. The day's special events and the attraction of Graded Stakes racing contributed to record attendance for live Quarter Horse racing at Ajax Downs.

This was a major achievement in showcasing the success and growth of Ontario's Quarter Horse racing industry to media, politicians, dignitaries and racing fans. A souvenir magazine was published for the event. The festivities marked an economic turning point for Quarter Horse racing in Ontario.

As the 2008 racing season came to a close, and the dust settled on the J-track for the last time, activity ramped-up on a new five-furlong oval at the Ajax site.

USE CAPTIONED EVENT PHOTOS TO FILL THIS PAGE

**MEETING GOALS & OBJECTIVES**

The *Ontario Quarter Horse Racing Industry Development Program* has established four key objectives. Specific goals have been identified as a means to meeting these objectives. This Annual Report highlights the progress made in 2008 toward meeting the identified goals of *The Program*.

**OBJECTIVE #1:** To upgrade Quarter Horse racing programs and facilities in Ontario sufficiently to qualify for AQHA Graded Stakes Race status

*Goal: Development of a new racetrack facility at Ajax Downs to enhance the on-site entertainment value*

During 2008, site development continued and construction on the new racetrack commenced. Site development included the purchase of a 10-horse starting gate and excavation for a 5/8-mile dirt track. Excavation required racing to end early in 2008, and the racing schedule was condensed to 30 days of racing offered over a twenty-week race meet.

*Goal: To increase the supply of available racing Quarter Horses in Ontario to support an expanded program of racing days*

Racing opportunities in 2008 included a total of 287 races, over thirty (30) days of racing.

<b>INCREASED RACE HORSE SUPPLY</b>	<b>2005</b>	<b>2006</b>	<b>2007</b>	<b>2008</b>
Number of unique starters at Ajax Downs	115	181	246	334
Total number of starts at Ajax Downs	294	702	1,700	1,934

<b>INCREASED RACING OPPORTUNITIES</b>	<b>2005</b>	<b>2006</b>	<b>2007</b>	<b>2008</b>
Number of race days at Ajax Downs	21	25	30	30
Number of races at Ajax Downs	128	180	258	287

*Goal: To improve the quality of racing Quarter Horses in Ontario to support higher calibre races and enhance the competitiveness of the live racing product*

An enhanced stakes racing program at Ajax Downs attracted increased participation in stakes racing in 2008. The 2008 racing season saw a 32% increase in the number of horses participating in stakes trials and stake races, compared to 2007. The first AQHA Graded Stake to run in Ontario was the G1 Alex Picov Memorial Championship on September 21, 2008.

<b>PARTICIPATION IN STAKES RACING AT AJAX DOWNS</b>	<b>2005</b>	<b>2006</b>	<b>2007</b>	<b>2008</b>
Number of Stakes Races	8	9	12	13
Number of Stakes Trials	7	22	35	57
Number of Starters in Stakes Trials	60	148	247	383
Number of Starters in Stake Races		67	87	101
Number of horses that Started in a Stake or Stake Trial			139	203
% of Unique Starters participating in stakes racing			57%	61%

The AQHA records active racehorses that have achieved the Register of Merit – a reported Speed Index in sanctioned racing of 80 or higher. The following table reports the percentage of active racehorses racing at Ajax Downs that have achieved their AQHA Register of Merit status.

**AQHA REGISTER OF MERIT EARNED BY HORSES RACING IN ONTARIO**

<b>AQHA REGISTER OF MERIT AWARDS</b>	<b>2005</b>	<b>2006</b>	<b>2007</b>	<b>2008</b>
Number of horses that achieved ROM status	9	40	36	28
Total number of unique starters at Ajax Downs	115	181	246	334
Total number of starters at Ajax Downs with ROM status			82	89
Percentage of Ajax Downs starters with ROM status			33%	27%

The AQHA recognizes horses that have earned more than 200 AQHA career points (lifetime) in racing, through designation as AQHA Superior Race Horse. The following table reports the percentage of active racehorses racing at Ajax Downs that have achieved their AQHA Superior Race Horse status.

**AQHA SUPERIOR RACE HORSE STATUS EARNED BY HORSES RACING IN ONTARIO**

<b>AQHA SUPERIOR RACE HORSE STATUS</b>	<b>2005</b>	<b>2006</b>	<b>2007</b>	<b>2008</b>
Number of horses that achieved SRH status	1	0	1	4
Total number of unique starters at Ajax Downs	115	181	246	334
Total number of starters at Ajax Downs with SRH status			2	6
Percentage of Ajax Downs starters with SRH status			1%	2%

---

**OBJECTIVE #2:** To build confidence in the long-term viability of the Ontario Quarter Horse racing industry in order to attract capital investment, to increase participation in the Ontario Quarter Horse racing industry and support the development of long-term breeding programs for racing Quarter Horses

**Goal:** *To develop a mechanism for on-going industry consultations and input into the implementation of the Plan and its programs*

The process of on-going industry consultation for the *Ontario Quarter Horse Racing Industry Development Program* evolved in 2008 with the appointment of members to the Quarter Horse Advisory Group. Terms of reference were established and industry representatives from Standardbred racing, Thoroughbred racing, Ajax Downs racetrack and the Quarter Racing Owners of Ontario Inc. (QROOI) applied to participate as members of the Advisory Group. The Group was tasked with providing recommendations to the Program Administrator on the development, implementation and progress of all elements of *The Program*. In addition to the Advisory Group, Working Groups were established and consulted for each element of *The Program* – the Breeding Program, the Racing Program, and the Industry Development Program.

**Goal:** *To create awareness of new opportunities for Quarter Horse racing in Ontario and increase the number of participants*

During 2008, a number of marketing initiatives increased awareness of the *Ontario Quarter Horse Racing Industry Development Program* and racing at Ajax Downs.

- The Program sponsored Ontario rodeo and barrel-racing associations to support post-racing market development for ex-race horses of Quarter Horse racing in Ontario. Grass roots sponsorship was coupled with the development of an *Ontario Quarter Horse Racing Industry Development Program* brochure and a tradeshow display highlighting the Breeding Program, the Racing Program and the Industry Development Program.
- The Program sponsored the AQHA Youth World Cup in London, Ontario. The sponsorship included signage in the media/competitors lounge, and supporting Program advertising.
- The *Ontario Quarter Horse Racing Industry Development Program*, in partnership with other Ontario racing industry sectors, was represented at the Royal Agricultural Winter Fair in 2008.

**Goal:** *To increase (and improve) employment opportunities within the industry*

Increased purses and racing incentives, and activities to create awareness of the benefits of breeding and racing Quarter Horses in Ontario contributed to increased participation. Quarter Horse licensees increased by 36% between 2007 and 2008.

## ONTARIO RACING COMMISSION LICENCES ISSUED

QUARTER HORSE LICENCES ISSUED	2005	2006	2007	2008
Owner	70	96	114	120
Stable/Partnerships/Corporations			28*	42
Leases				4
Trainer	17	34	33	39
Assistant Trainer	5	7	9	9
Jockey	13	15	14	16
Tradesman			2	5
Veterinarian	2	1	2	6
Other	15	74	107	16
Groom				96
Exercise Person				49
Breeder				31
Association Official	22	22	33	33
Commission Official	1	1	3	3
<b>Total</b>	<b>145</b>	<b>250</b>	<b>345*</b>	<b>469</b>

*\*NOTE: The 2006/2007 Program Annual Report did not report Stable/Partnership/Corporations as a separate licence category. The total number of licences reported here for 2007 has been revised to include this category of licence for future year comparisons.*

In 2008, *The Program* launched third-party liability coverage for all Quarter Horse participants licensed for Quarter Horse racing in Ontario. This provided protection for participants at sanctioned Quarter Horse racing in Canada. *The Program* also launched accident insurance coverage for eligible licensed riders (jockeys and exercise riders) participating in sanctioned racing at Ajax Downs

**Goal:** *To develop programs for continuing education, skills training and accreditation for industry professionals*

In 2008, criteria development began for the Rider Scholarship Program and the Pathway to Employment and Education Program.

**Goal:** *To develop the required program administration (and association administration) infrastructure to support increased participation*

In 2007, a Program Registry was launched to provide the administrative infrastructure required to support Breeding Sector Programs. A Program Registry Administrator position was created to provide additional administrative resources to the Ontario Racing Commission. In 2008, participation in the Program Registry increased in all areas.

PROGRAM REGISTRY	2007	2008
Number of owners enrolled	112	176
Number of horses recorded	177	262
Number of accredited broodmares	250	313
Number of accredited stallions	31	41
Number of mares bred to Ontario Accredited Stallions	122	164

In 2008, budget was allocated to the Quarter Racing Owners of Ontario Inc. (QROOI) to provide the resources for the association to develop the administration required to better serve the membership. The Quarter Racing Owners of Ontario Inc. hired an Executive Director in 2008 to develop and expand benefits and services for the members of the association.

**Goal:** *To provide assurances to industry investors of the long-term commitment of development funds and fiscally responsible management of program funds*

The *Ontario Quarter Horse Racing Industry Development Program* mandates that contingency and reserve funds will be maintained, and programs will be developed in a fiscally responsible manner that builds confidence in the Quarter Horse racing industry to support increased stakeholder investment. Annual budget planning is based on sustainable projections to the year 2013.

It was identified that Program Reserve Funds are to be maintained, at a minimum, at sufficient value to support a full year of Program budget commitments. At the close of 2008, having met its spending commitments, the *Ontario Quarter Horse Racing Industry Development Program* reported net assets (including reserve funds) of \$12,530,839.

The Program Reserve Fund supports investment in all elements of *The Program* until new revenue streams are developed.

**Goal:** *To develop an Ontario sales venue, a post –racing marketing program and a retired-from-racing Quarter Horse adoption program to support expanded Ontario breeding programs*

A Sale/Auction Working Group was formed in 2008 as part of the industry consultation process. The Group met in the later part of the year to discuss the feasibility of a Quarter Horse Racing and Breeding Stock Sale in Ontario in 2009.

**Goal:** *To develop a program for on-going performance evaluation and assessment of the sector's success in achieving identified goals and meeting industry objectives*

The 2006-2007 Annual Report was published in January 2008. This report identified the goals and objectives of the *Ontario Quarter Horse Racing Industry Development Program* and the actions taken during this period to meet these goals and objectives.

***Photo of cover of 2006-2007 Annual Report***

---

**OBJECTIVE #3:** To maximize the audience for live Quarter Horse racing in Ontario

*Goal: To create public awareness of the sport and its entertainment value and “Build the Brand” for Ontario Quarter Horse Racing*

During 2008, an advertising campaign was launched in industry trade journals. Advertising highlighted Program benefits; promoted Ontario Accredited Stallions; and invited participation in the industry.

In 2008, *The Program* sponsored the publication of an issue of *Racing Quarterly magazine*. The magazine was distributed to Quarter Horse licensees, mailed with industry trade journals reaching Thoroughbred and Standardbred racing participants, and was available at newsstands across the Province.

Promotion of *The Program* was also achieved through the distribution of a brochure highlighting Program benefits. This brochure was distributed at industry events in 2008, and through joint mailings to other racing sectors in Ontario and in the U.S..

*Goal: To build audience – including new audience and repeat business – through a comprehensive marketing and advertising campaign for Ajax Downs and its racing program*

A major event in 2008 surrounded the running of the first AQHA Graded Stakes race in Ontario, the Alex Picov Memorial Championship on September 21, 2008. The event was preceded by a media alert to industry and mainstream media representatives. The event included a Delegate Brunch hosted in a trackside tent; gifts and a travel draw for patrons at the races, and a BBQ for the horse people at the end of the day. A Souvenir Program was published and distributed to everyone in attendance; featuring the history of the Ajax Downs track and promoting the benefits of *The Program*.

To support increasing audience and wagering, *The Program* provided funding support for a portion of the costs attached to the Ajax Downs Players Reward Program in 2008. The Players Reward Program is a racetrack operator managed rewards program that benefits repeat customers for wagering on horse racing.

---

**Objective #4:** To develop expanded distribution channels (and wagering opportunities) for the Ontario Quarter Horse live-racing product

*Goal: To develop the required infrastructure to upload the racing signal to off-site distribution networks*

*Goal: To develop an on-going marketing program for wagering on the live product feed*

Under an agreement between the Quarter Racing Owners of Ontario Inc. (the AQHA-recognized racing affiliate for Ontario), and Picov Downs Inc. (the racetrack operator for Ajax Downs), all wagering commissions generated from racing at Ajax Downs accrue to the racetrack operator for the period from March 2006 through to March 2009.

Investment in the Racing Program rewarded investment in quality horses and supported larger fields to satisfy the betting public. However, a 10.48% decrease in wagering in Ontario is evident in 2008. This is a slightly greater decline than was seen in total pari-mutuel handle in Quarter Horse racing in the U.S. (>9.42%) for this year.

## PARI-MUTUEL HANDLE QUARTER HORSE RACING

PARI-MUTUEL HANDLE	2005	2006	2007	2008
Wagered on Quarter Horse racing in Ontario	\$98,609	\$120,898	\$197,387	\$176,704
Wagered on Quarter Horse racing in Canada	\$571,638	\$502,588	\$599,646	\$549,493
Wagered on Quarter Horse racing in United States	\$339,204,858	\$342,201,573	\$362,846,406	\$328,677,714

*\*As reported by the American Quarter Horse Association*

**Goal:** To develop an enhanced racing product, including a comprehensive stakes program and specialty race program that provides maximum appeal to wagering audiences

The Program budgets for base purses, stakes purses and racing program incentives that are sustainable through to 2013. Purses and racing and incentives attracted 38% more unique starters in 2008 and increased the average number of starters per race. With herd improvement incentives and a strong stakes program, Quarter Horse racing in Ontario is on-track toward building quality fields with attractive wagering opportunities.

## THE RACING PROGRAM AT AJAX DOWNS 2005 TO 2008

RACING PROGRAM AT AJAX DOWNS	2005		2006		2007		2008	
Total # of race days and Total # of races	21	128	25	180	30	258	30	287
Total # of overnight races & stake trials	112	7	149	22	211	35	217	57
Total # of stake races / percentage of total races	8	10%	9	5%	12	5%	13	4.52%
Total purses – all races	\$343,520		\$1,356,099		\$2,490,348		\$3,853,273	
Total Purses overnight racing and stakes trials (including all racing purse incentives)			\$1,221,099	10%	\$1,975,348	21%	\$3,113,273	19%
Total Added Money stake races			\$135,000		\$515,000		\$740,000	

**Goal:** To develop sufficient days of live racing at Ajax Downs to support a teletheatre license (50 race days per year by 2012)

The Program calls for an annual increase in race days, with a target for 50 days in 2012. In 2008, the number of race days did not increase, however racing opportunities responded to sufficient horse supply with an increase in the average number of races per day.

RACING OPPORTUNITIES AT AJAX DOWNS	2005	2006	2007	2008
Total # of race days	21	25	30	30
Total # of races	128	180	258	287
Average # of Races per Day	6	7.2	8.6	9.56

**2008 YEAR IN REVIEW****PROGRAM REWARDS****2008 RECIPIENTS PROGRAM BREEDERS AWARDS**

<b>AWARD \$</b>	<b>BREEDER</b>	<b>AWARD \$</b>	<b>BREEDER</b>
88,826.80	Heste Sport Inc	4,469.27	Joe Tavares
44,506.51	Christine Tavares	4,469.27	Les Baker & Howard Walton
34,078.21	Gary & Marlene McNichol	3,910.61	Diane Jackson
21,229.00	J. Lehtinen & G. Sommer	3,910.61	Diedra Hollett
16,759.78	Joyce &/or Erik Lehtinen	3,910.61	Ivy Lane Racing
16,759.77	William Bill Taggart	3,910.61	Rick Laszlo & Marlene McNichol
15,642.46	Bob Broadstock	3,538.18	Belinda Taggart
12,104.29	Lisa Kalvoda	2,979.52	Mary Schrama
11,731.84	Sandra Laszlo	2,234.64	Brian Shewfelt
10,614.52	Clarence Baynes	2,234.64	Helen Sweenie
10,055.87	Gary & Hilary McKillop	2,234.64	Picov Cattle Co
9,497.20	Gayle Sommer DVM	2,234.64	Ralph Pearson
9,497.20	Wayne & Carol Procter	1,675.98	George & Gloria Egerton
8,938.55	Howard Walton	1,489.76	Cathy Fiskari
8,379.89	Mel Romain	1,489.76	Gary Joseph Flanagan
6,703.91	John M Neill	1,489.76	Masoumeh Maki
6,331.48	Chantelle Bourgeois	1,489.76	Register Farms
6,145.25	Brian Farrell	1,117.32	Carole Lampron
6,145.25	Robert Bailey	1,117.32	Gil Dingmam
5,586.60	Chillvally Farm 'McCracken J'	558.66	William Cruwys

**2008 PRINCESS BREEDING INCENTIVES EARNED**

<b>2008 PRINCESS STAKES FUTURITY</b>		<b>2008 PRINCESS STAKES DERBY</b>	
<b>Top 8 Trial Times (\$6,000 each)</b>	<b>Next 8 Trial Times (\$4,000 each)</b>	<b>Top 8 Trial Times (\$6,000 each)</b>	<b>Next 8 Trial Times (\$4,000 each)</b>
Buy Mia Beer	Splash In The Lake	First Kool Money	Double Dashin Shazam
Rona Mountain	Jazzy Classy Miss	Feature Lucy	Lady Pagrana
Bump N Fly	Grabin The Cash	Cash In The Meter	PC Hanna Hill
Cotton Country	Your Agouti	Highland Village	Electrolyte Kiss
A Leading Memory	Miss Do Wrangler	Ima Runnin Stoli	Eyesa Quick
Jessshazoom	Retro Rentry	Missjesstic Perry	CY Snow Baby
Executive Girl	Chic Dashin Bye	La Ramera	Speedy Icon
Miss Bedian	Its Snowing On Me/ Anythingbutinvisible (tie)	Zoomin After Midnite	Blueberry High

**2008 RECIPIENTS PROGRAM STALLION AWARDS**

SIRE	STALLION OWNER/LESSEE	AWARD \$
Black Moons Arising	Heste Sport	17,315.43
Junos Back	Christine (Borkowski) Tavares	11,812.08
Star Fire Dash	Belinda Taggart	2,818.79
Jack In The Pulpit	Gary & Marlene McNichol	2,281.88
Cowboy Hero	Dale & Marlene McNichol	1,610.74
Gene Jet	John M Neill	1,342.28
Down Home Native	Wayne & Carol Procter	939.60
Smash the Marbles	Heste Sport	939.60
Country Made Special	Dan Giles and Mary Schrama	671.14
Resistive	Resister Farms	268.46

#### 2008 RECIPIENTS STAKES BREEDER AND STALLION BONUS AWARDS

NAME	BREEDER OR STALLION OWNER	AWARD \$	EVENT
First Kool Money	William "Bill" Taggart – Breeder	5,000	Maple Leaf Derby
Look at Magics Form	Heste Sport – Breeder	7,500	NB 79
Look at Magics Form	Heste Sport – Stallion Owner	5,000	NB 79
Cash In The Meter	Joyce Lehtinen & Gayle Sommer – Breeder	5,000	Princess Stakes Derby
First Kool Money	William "Bill" Taggart – Breeder	5,000	Ontario Bred Derby
Touched By The Moon	Heste Sport Inc. – Breeder	7,500	Ontario Bred Maturity
Touched By The Moon	Heste Sport Inc. – Stallion Owner	5,000	Ontario Bred & Foaled Maturity
Illegal Dreamer	Mel Romain – Breeder	5,000	Alex Picov Memorial Futurity

## Folio 32

### AQHA ACHIEVEMENTS AND RECOGNITION

The American Quarter Horse Association is the breed association that sanctions Quarter Horse racing in North America and tracks the performance of the breed in all disciplines. The AQHA organizes its reporting of activities by "regions". Canada is one of ten regions identified for AQHA reporting.

The AQHA annually publishes race result data in two formats:

- The AQHA Leader Board: Reporting overall AQHA rankings for points and money earned for all ten regions in Canada and the United States
- AQHA Regional Hi-Point Leaders: Reporting overall AQHA rankings for points and money earned by all horses racing within the Region.

There are twenty-two (22) categories of AQHA Leaders, and to earn a placing in any of these categories is an indication of quality in comparison to all Quarter Horse racing jurisdictions in North America.

### 2008 AQHA LEADER BOARD PLACINGS FOR HORSES RACING IN ONTARIO

RANK (WITHIN TOP 200 MONEY EARNERS)	
137th	First Kool Money ( <i>Ontario Bred</i> )
162nd	Rockish
171st	Illbegoneinajazz
186th	Illegal Dreamer ( <i>Ontario Bred</i> )
187th	Dianetobewitcha

In 2008, the following Program Registered Horses earned AQHA Superior Race Horse status (earned 200 AQHA career points lifetime).

**2008 AQHA Superior Race Horse** First Kool Money (*Ontario Bred*)  
**2008 AQHA Superior Race Horse** Rising Up The Charts (*Ontario Bred/Ontario Sired*)  
**2008 AQHA Superior Race Horse** Touched By The Moon (*Ontario Bred/Ontario Sired*)  
**2008 AQHA Superior Race Horse** Vital Drive (*Ontario Bred*)

The following Program Registered Horses earned AQHA Register of Merit (ROM) in 2008 -- a reported Speed Index of 80 or higher.

A Leading Memory	Highly Legal Runaway
Add A Shark	Ikandash
Attaboy Fly	Illegal Dreamer
Bleu By You	Its Snowing On Me
Brother Down	Jess Royal Bucks
Bump N Fly	Junos Scout
Cotton Country	Look At Magics Form
Crown of Luck	Marching Silence
Dashs Special Cheque	Marked Smart
Dianetobewitcha	One Kool Shake
Exceptional Strawfly	Primo Dash
Fames Eyesa Special	Struttinupanotch
Fleet Markum	The Dream Extreme
Gittherdone	Wild As Heather

#### AQHA REGIONAL HI-POINT LEADERS

Two outstanding horses, both registered with the Program Registry, placed on the AQHA Leader Board as Regional Hi-Point leaders for Canada in the three-year-old category:

Top Filly: First Kool Money (*Ontario Bred*)  
 Top Colt: Iced N Oak (*Ontario Bred*)

The following tables report the 2008 ranking of horses racing in Ontario, within the top twenty reported AQHA Regional Hi-Point Leaders in their respective categories. (*The asterisk (\*) in the following tables indicates a horse registered with the Program Registry as either Ontario Bred, Ontario Foaled and/or Ontario Sired.*)

AQHA REGIONAL HI-POINT 3 YEAR OLD FILLY		AQHA POINTS
1st	First Kool Money*	131
3rd	Cash In The Meter*	76
4th	Feature Lucy	74
5th	Missjesstic Perry*	59
7th	Eyesa Quick	58
7th	Lady Pagrana*	58
11th	Highland Village	52
12th	Zoomin After Midnite*	51
15th	Dashers Six	48
19th	Electrolyte Kiss	38
19th	La Ramera	38

AQHA REGIONAL HI-POINT 3 YEAR OLD COLT		AQHA POINTS
1st	Iced N Oak*	74
2nd	Look At Magics Form*	64
3rd	Chicks Feature Jess	51
4th	This Is Debt*	42
6th	El Night Shift	37
8th	Azure Down There	22
9th	Prime Time Task*	19
10th	Wild Boyz	17
12th	Windy Cartel	10

AQHA REGIONAL HI-POINT 3 YEAR OLD GELDING		AQHA POINTS
2nd	Royal Evening Dash*	77
4th	Fast Rigadoon	65
12th	Overhauler	48
14th	Colonel Shazoom	40
17th	Destin Hurricane	32
18th	Breakaway Bashka*	30
20th	Dales Royal Dash	26

AQHA REGIONAL HI-POINT AGED MARE		AQHA POINTS
1st	Illbegoneinajazz	99
2nd	Into Fast*	97
4th	Touched By The Moon*	75
6th	Special Sultry Miss	64
7th	Pretty Task Time*	59
8th	Strawflyin Fitness	54
10th	Babydoll La Jolla	44
12th	GH Rakin In The Cash	42
15th	Heart Driven	38
15th	Kitarisa*	38
17th	Truly A Favorite	35
18th	Pals Treygirl Dasher	31
19th	Hurricane Eye Watch	26

AQHA REGIONAL HI-POINT AGED STALLION		AQHA POINTS
2nd	Vital Drive*	73
4th	Lucky Eye Opener*	31
5th	Blacks Dimples*	26
7th	Anold*	18
9th	Caraways Jess N Love*	11
9th	This Okeys No Fool	11
12th	Caraways Ugottalovem	9
13th	Fire Finder	4
13th	LnI Dark Lucky Jay*	4
13th	Sweep the Leg Johnny	4
17th	LnI Lucky Cash*	2
18th	LnI Snip Dash*	1

AQHA REGIONAL HI-POINT AGED GELDING		AQHA POINTS
1st	Rockish	110
7th	Rising Up The Charts*	63
9th	Reckless Bug	58
10th	Hurricane Junos Back*	53
10th	Johnny R Smith	53
10th	Lucrative Eye	53
15th	ZZ Special	46
16th	Leava Big Tip	42
18th	A Shining Finish*	37
20th	First Rare Pie*	33

AQHA REGIONAL HI-POINT JOCKEY		AQHA POINTS
1st	Brian Bell	1011
2nd	Kim Ito	772
4th	Tony Phillips	697
5th	Ramon Dominguez	635
7th	Ed Walton	634
9th	Tony Bennett	580
10th	Mike Mehak	506
11th	John McInerny	496
12th	Michelle Raekelboom	428
16th	Dean Deverell	261
20th	Norman Desouza	172

AQHA REGIONAL HI-POINT TRAINER		AQHA POINTS
1st	Joe Tavares	1394
3rd	Don Reid	906
5th	Clinton R Crawford	659
6th	Sandra Laszlo	644
7th	Barry Wood	521
9th	Greg Watson	498
11th	Alan Todd	305
12th	Chantelle Bourgeois	294
15th	Bob Broadstock	184
17th	Lee Baker	171
19th	Erik Lehtinen	135
20th	Wayne Procter	132

AQHA REGIONAL HI-POINT BREEDER		AQHA POINTS
1st	Heste Sport Inc.	499
4th	Gary & Marlene McNichol	258
6th	Joyce Lehtinen/Gayle Sommer	205
8th	Christine Tavares	197
11th	William 'Bill' Taggart	167
14th	Sandra Laszlo	140
16th	Gary & Hilary McKillop	126
20 <sup>th</sup>	Joyce &/or Erik Lehtinen	115

AQHA REGIONAL HI-POINT OWNER		AQHA POINTS
1st	Christine Tavares	1137
2nd	Roger Girard	687
3rd	Ivy Lane Racing	419
6th	Gary & Marlene McNichol	233
7th	Peter Or Craig Spada	226
9th	C Tavares & Picov Cattle Co	209
10th	William Bill Farrell	171
11th	Chantelle Bourgeois	168
12th	William 'Bill' Taggart	167
13th	Sandra Laszlo	166
14th	Wayne & Carol Procter	150
15th	Marie Broadstock	140
18th	Full Circle Racing	134

### 2008 ONTARIO MILESTONES

Quarter Racing Owners of Ontario Inc. (QROOI) is the racing affiliate recognized by the AQHA in Ontario. The QROOI recognizes achievement in Ontario racing population for each racing season.

#### 100 STARTS HORSE: Doin The Locomotion\*

Earnings	Starts	1st	2nd	3rd	High SI
\$56,636.00	102	15	18	26	98

In 2008, Doin The Locomotion saw his 100<sup>th</sup> lifetime start at Ajax Downs. He is an Ontario Bred, Ontario Foaled and Ontario Sired horse, owned by Marie Broadstock and trained by Bob Broadstock. Doin The Locomotion was foaled in 1998 by Cowboy Hero, and the first foal out of Cha Cha Choo Choo.

#### 2008 HORSE OF THE YEAR: Rockish

Earnings	Starts	1st	2nd	3rd	QROOI Points
\$86,480.00	8	6	1	1	49

*Owner:* Full Circle Racing

*Trainer:* Greg Watson

*Breeder:* Ralph or Carolyn Fales

*Achievements:* Ajax Downs Classic Winner  
All Canadian Classic Winner  
AQHA Hi-Point Aged Gelding

#### REGISTER OF MERIT (QROOI): 45 or more Ontario Points in 2008

**2008 QROOI Register of Merit:** First Kool Money (*Ontario Bred*)  
Rockish

#### LEGION OF MERIT (QROOI): 5 or more wins in 2008

**2008 QROOI Legion of Merit:** First Kool Money (*Ontario Bred*)  
Illegal Dreamer (*Ontario Bred*)  
Touched By The Moon (*Ontario Bred/Ontario Sired*)  
Rockish

**ONTARIO SUPERIOR RACEHORSE (QROOI):** 50 or more AA or AAA Points Lifetime

**Ontario Superior Racehorse:** Blacks Dimples (*Ontario Bred/Ontario Sired*)  
 Caraways Jess N Love (*Ontario Bred*)  
 First Kool Money (*Ontario Bred*)  
 Hurricane Junos Back (*Ontario Bred/Ontario Sired*)  
 Lucky Eye Opener (*Ontario Bred*)  
 Marked COD (*Ontario Bred/Ontario Sired*)  
 Marked in Stone (*Ontario Bred*)  
 Secret Indulgence  
 Smash The Form (*Ontario Bred/Ontario Sired*)  
 Special Cash Colours  
 Strawflyin Wish (*Ontario Bred*)  
 Sundance Satin  
 Treasured Rock  
 ZZ Special

<b>2008 STAKES RACE WINNERS</b>	
<i>79 and Under Classified</i>	Look At Magics Form*
<i>Ajax Downs Classic</i>	Rockish
<i>Maple Leaf Futurity</i>	Dianetobewitcha*
<i>Maple Leaf Derby</i>	First Kool Money*
<i>Ajax Downs Princess Stake Futurity</i>	Rona Mountain
<i>Ajax Downs Princess Stake Derby</i>	Cash In The Meter*
<i>All Canadian Futurity</i>	Dianetobewitcha*
<i>All Canadian Derby</i>	Feature Lucy
<i>All Canadian Classic</i>	Rockish
<i>Ontario Bred &amp; Foaled Derby</i>	First Kool Money*
<i>Ontario Bred &amp; Foaled Maturity</i>	Touched By The Moon*
<i>Alex Picov Memorial Futurity</i>	Illegal Dreamer*
<i>Alex Picov Memorial Championship</i>	Illbegoneinajazz

**2008 QROOI TOP TEN ACHIEVERS**

Quarter Racing Owners of Ontario Inc. (QROOI) is the racing affiliate recognized by the AQHA in Ontario. The QROOI recognizes achievement in the local racing population for each racing season. The local leaders are recognized at the Annual QROOI Awards Banquet.

<b>2008 QROOI TOP 10 JOCKEYS</b>					
<b>Jockey</b>	<b>Money</b>	<b>Starters</b>	<b>Wins</b>	<b>Place</b>	<b>Show</b>
Bell, Brian	\$552,280.33	235	51	57	38
Ito, Kim	\$600,690.67	163	52	20	29
Walton, Ed	\$388,895.33	209	27	31	31
Dominguez, Ramon	\$405,447.00	158	28	28	28
Phillips, Tony	\$388,185.67	203	23	28	29
Bennett, Tony	\$267,247.00	122	23	30	20
McInerney, John	\$277,922.00	164	21	15	21
Mehak, Mike	\$303,733.67	136	18	19	19
Raekelboom, Michelle	\$214,935.00	129	16	16	17
Deverell, Dean	\$183,938.33	64	12	15	18

2008 QROOI TOP 10 BREEDERS					
Breeder	Money	Starters	Wins	Place	Show
Heste Sport Inc	\$315,220.67	142	21	17	22
Tavares, Christine	\$153,223.33	57	11	15	9
McNichol, Gary & Marlene	\$143,760.00	60	9	10	9
Lehtinen, J & Sommer, G	\$126,008.33	27	6	9	1
Gouker, Harold	\$63,665.00	34	8	7	6
Fales, Ralph/Carolyn	\$107,640.00	20	8	2	2
Taggart, William (Bill)	\$93,613.67	10	6	2	
Lehtinen, Erik/Joyce	\$72,976.00	20	6	4	4
Farrell, Brian	\$61,885.67	22	5	6	1
Laszlo, Sandra	\$75,274.00	22	5	1	4

2008 QROOI TOP 10 OWNERS						
Owner	Money	Starters	Horses	Wins	Place	Show
Tavares, Christine	\$635,220.33	259	46	49	60	40
Girard, Roger	\$294,337.00	150	38	23	32	28
Ivy Lane Racing	\$315,172.00	95	17	23	11	21
Broadstock, Marie	\$109,853.00	63	9	11	5	9
Tavares, C/Picov Cattle	\$98,404.00	43	7	12	6	5
McNichol, Gary & Marlene	\$109,897.00	57	12	6	11	11
Bourgeois, Chantelle	\$117,900.67	48	6	7	6	10
Spada, Peter/Craig	\$106,563.00	55	11	7	6	7
Farrell, William (Bill)	\$90,213.67	42	6	6	10	6
Taggart, William (Bill)	\$132,783.67	14	2	8	3	

2008 QROOI TOP 10 TRAINERS					
Trainer	Money	Starters	Wins	Place	Show
Tavares, Joe	\$756,654.33	315	69	69	46
Reid, Don	\$676,922.00	196	52	23	39
Wood, Barry	\$282,236.67	154	18	26	23
Laszlo, Sandra	\$363,801.33	148	24	22	26
Crawford, Clint	\$291,377.00	147	23	32	26
Todd, Allan	\$160,810.00	101	12	16	15
Bourgeois, Chantelle	\$187,115.67	90	11	13	13
Procter, Wayne	\$79,785.00	89	7	6	5
Watson, Greg	\$308,659.00	84	22	15	16
Broadstock, Bob	\$124,506.00	81	11	6	13
Baker, Lee	\$121,005.00	43	10	8	10